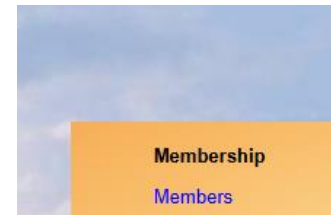
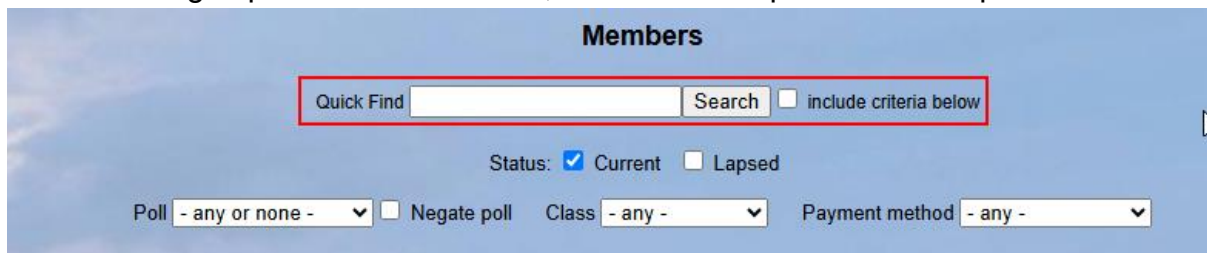


## Searching Members Class (Affiliation) on Beacon

1. Log into Beacon to open the Home page and click the option Members.

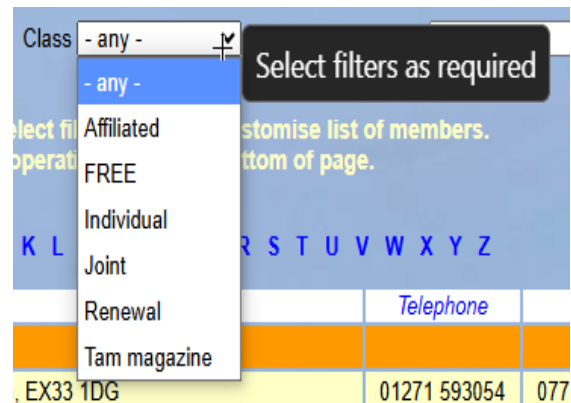


2. This brings up the list of members, with different options at the top of the screen.



3. Use the drop-down menu at the option '**Class**'. A list of options becomes available. Select the option Required.

Affiliated to view Affiliated member  
 FREE for free members (Over 90 years old)  
 Individual to view all members  
 Joint if we have Joint memberships  
 Tam magazine for those subscribing to the Third Age Magazine.  
 Renewal for Viewing Renewals



4. Clicking the option 'Affiliated', brings up a list of all the paid-up affiliated members.

Select	No	Name	Address	Telephone	Mobile	Class	Status
▲▼		A					
<input type="checkbox"/>		M				Affiliated	Current
▲▼		B					

5. Click an Individuals' name from the List will bring up their affiliation details.



6. At the bottom of the members record page, the groups that this particular member belongs to, will be displayed.

Groups		Ledger			
Group	Status	Transaction	Date	Detail	Amount
<a href="#">Garden Days</a>		2986	02 Apr 2025	Membership	
		2493	05 Apr 2024	Membership	
		2023	05 May 2023	New membership	
		2022	05 May 2023	New membership	

[Home](#) - [Members List](#) - [Membership Cards](#) - [Add New Member](#)